







Swivel castor with total brake mounted behind:

441h 00R100p ZLD



Technical data

| | | |
|--------------------|---|---------|
| Diameter |  | 100 mm |
| Tread width |  | 35 mm |
| Height |  | 128 mm |
| Offset |  | 34 mm |
| Bolt hole diameter |  | 12,2 mm |
| Load capacity |  | 125 kg |

Technical description

stable sheet steel design and proven technology

easy running double ball bearing for good manoeuvrability

wide choice of wheels for different areas of application



Wheel

polyamide white

roller bearing