







Swivel castor:

441a 00R100p ZLD



## Technical data

Diameter		100 mm
Tread width		35 mm
Height		128 mm
Offset		34 mm
Bolt hole diameter		12,2 mm
Load capacity		125 kg

## Technical description

stable sheet steel design and proven technology

easy running double ball bearing for good manoeuvrability

wide choice of wheels for different areas of application



## Wheel

polyamide white

roller bearing