







Swivel castor with total brake mounted behind:

441h 08R080c ZLD



Technical data

Diameter		80 mm
Tread width		20 mm
Height		105,5 mm
Offset		34 mm
Bolt hole diameter		12,2 mm
Load capacity		50 kg

Technical description

stable sheet steel design and proven technology

easy running double ball bearing for good manoeuvrability

wide choice of wheels for different areas of application



Wheel

solid rubber tyre black (Shore A 80)

sheet steel metal rim zinc passivated

roller bearing