









Swivel castor:

441a 00R100p ZPI



Technical data

Diameter		100 mm
Tread width		40 mm
Height		132 mm
Offset		38 mm
Top plate dimensions		115x85 mm
Top plate hole diameter		9 mm
Dist. between holes		80x55/60 mm
Load capacity		150 kg

Technical description

stable sheet steel design and proven technology

easy running double ball bearing for good manoeuvrability

wide choice of wheels for different areas of application



Wheel

polyamide white

roller bearing