










Swivel castor:

440a 00R065z ZPS



Technical data

| | | |
|-------------------------|---|----------|
| Diameter |  | 65 mm |
| Tread width |  | 33 mm |
| Height |  | 88 mm |
| Offset |  | 20 mm |
| Top plate dimensions |  | 95x70 mm |
| Top plate hole diameter |  | 6,5 mm |
| Dist. between holes |  | 75x45 mm |
| Load capacity |  | 100 kg |
| Weight |  | 398 g |

Technical description

sheet steel metal housing

zinc passivated

swivel bearing with double ball race

wheel axis screwed-on



Wheel

polypropylene black

roller bearing