













Fixed castor:

FPPM 1001 2000 L



Technical data

Diameter		100 mm
Wheel width		30 mm
Hub length		40 mm
Height		128 mm
Offset		39 mm
Wheel axle diameter		12 mm
Top plate dimensions		100 x 80 mm
Top plate hole diameter		13x9 mm
Dist. between holes		80 x 60 mm
Brake swivel radius		128 mm
Load capacity		75 kg
Weight		0.6 kg

Technical description

Rigid fork of zinc-coated sheet steel



Wheel

Polypropylene wheel with black rubber tyre (Shore A 85) and roller bearing