











Swivel castor with total brake mounted behind:

GMF-32G-P60 (Serie/s GM)



## Technical data

Diameter		75 mm
Tread width		25 mm
Hub length		28 mm
Height		101 mm
Offset		32 mm
Top plate dimensions		60x60 mm
Top plate hole diameter		6,5 mm
Dist. between holes		38x38-48x48 mm
Brake swivel radius		81 mm
Load capacity		60 kg



## Wheel

TPE tread (Shore A 87)

polypropylene wheel body

thread guard

plain bearing

oiling