








Swivel castor with central/directional total brake:

305007901M (TWINTECH)



## Technical data

Diameter		125 mm
Tread width		75 mm
Wheel width		2x18 mm
Height		139 mm
Offset		105 mm
Stem size		32x52 mm
Load capacity		135 kg

## Technical description

Pressure die cast aluminium body for lightweight and high load capacity

Low rolling friction and force to initiate motion

Suitable for cleaning in disinfection cabins

Dust and splash-proof

Integrated switching mechanism with central total and directional lock

Permanent grease filling in the switching mechanism

Also available with other wheel variants, colours and long stem 28x98 mm



## Wheel

Wheel centre nylon

Polyurethane tread (90 Sh A)

Precision ball bearing

Available also in conductive version