








Swivel castor with central total brake:

306006003M (TWINTECH)



Technical data

Diameter		150 mm
Tread width		79 mm
Wheel width		2x18 mm
Height		164 mm
Offset		131 mm
Stem size		32x52 mm
Load capacity		150 kg

Technical description

Pressure die cast aluminium body for lightweight and high load capacity

Low rolling friction and force to initiate motion

Suitable for cleaning in disinfection cabins

Dust and splash-proof

Integrated switching mechanism with central total lock

Permanent grease filling in the switching mechanism

Also available with other wheel variants, colours and long stem 28x98 mm



Wheel

Wheel centre nylon

Polyurethane tread (90 Sh A)

Precision ball bearing

Available also in conductive version