









Fixed castor:

439a 14R100d ZPG-DR

On request



Technical data

Diameter		100 mm
Tread width		32 mm
Height		128 mm
Top plate dimensions		105x90 mm
Top plate hole diameter		9 mm
Dist. between holes		80x60 mm
Load capacity		130 kg
Weight		567 g

Technical description

stable sheet steel design and proven technology

zinc passivated



Wheel

elastic solid rubber tyre blue (Shore A 65-70)

vulcanised firmly on plastic wheel centre black

roller bearing