







Swivel castor with total brake mounted behind:

367h 41CA-32 ZLD



Technical data

Diameter		100 mm
Tread width		32 mm
Height		131 mm
Offset		41,5 mm
Bolt hole diameter		12,2 mm
Load capacity		100 kg

Technical description

sheet steel metal housing

zinc passivated

swivel bearing with double ball race

protected from dust and water spray with plastic seal

also available with plate PD (77x67 mm)

also available with bolt hole LC (10,2 mm)

on inquiry also available with fixing pin Z622 (28x45 mm)



Wheel

TPE tread electr.-conductive (Shore A 87)

polypropylene wheel body

thread guard

ball bearing

non-oiling

on request further variants available