







Swivel castor:

367a 41CA-32 ZLD



## Technical data

|                    |                                                                                     |         |
|--------------------|-------------------------------------------------------------------------------------|---------|
| Diameter           |  | 100 mm  |
| Tread width        |  | 32 mm   |
| Height             |  | 131 mm  |
| Offset             |  | 41,5 mm |
| Bolt hole diameter |  | 12,2 mm |
| Load capacity      |  | 100 kg  |

## Technical description

sheet steel metal housing

zinc passivated

swivel bearing with double ball race

protected from dust and water spray with plastic seal

also available with plate PD (77x67 mm)

also available with bolt hole LC (10,2 mm)

on inquiry also available with fixing pin Z622 (28x45 mm)



## Wheel

TPE tread electr.-conductive (Shore A 87)

polypropylene wheel body

thread guard

ball bearing

non-oiling

on request further variants available