









Swivel castor with total brake mounted behind:

## DMF-21C-L10 (Serie/s DM)



### Technical data

Diameter		50 mm
Tread width		2x18 mm
Hub length		44 mm
Height		72 mm
Offset		30 mm
Bolt hole diameter		10 mm
Brake swivel radius		87 mm
Load capacity		60 kg



### Wheel

double wheel

TPE tread (Shore A 87)

polypropylene wheel body

thread guard

ball bearing

non-oiling