





Swivel castor with total brake mounted behind:

GSF-51C-L12 (Serie/s GS)



Technical data

Diameter		125 mm
Tread width		32 mm
Hub length		36 mm
Height		160 mm
Offset		41 mm
Bolt hole diameter		12,2 mm
Brake swivel radius		132 mm
Load capacity		100 kg



Wheel

TPE tread (Shore A 87)

polypropylene wheel body

thread guard

ball bearing

non-oiling

on request further variants available