









Fixed castor:

## GMR-21C-P60 (Serie/s GM)



### Technical data

Diameter		50 mm
Tread width		18 mm
Hub length		22 mm
Height		69 mm
Top plate dimensions		63x60 mm
Top plate hole diameter		6,5 mm
Dist. between holes		38x38-48x48 mm
Load capacity		50 kg

### Technical description

sheet steel metal housing

zinc passivated



### Wheel

TPE tread (Shore A 87)

polypropylene wheel body

thread guard

ball bearing

non-oiling

on request further variants available