







Swivel castor:

GML-41C-L10 (Serie/s GM)



Technical data

Diameter		100 mm
Tread width		25 mm
Hub length		30 mm
Height		122 mm
Offset		32 mm
Bolt hole diameter		11 mm
Brake swivel radius		82 mm
Load capacity		75 kg



Wheel

TPE tread (Shore A 87)

polypropylene wheel body

thread guard

ball bearing

non-oiling

on request further variants available