







Swivel castor with total brake mounted behind:

BPPF 2007 6443



Technical data

Diameter		200 mm
Wheel width		50 mm
Hub length		64 mm
Height		238 mm
Offset		53 mm
Wheel axle diameter		20 mm
Bolt hole diameter		12 mm
Load capacity		300 kg
Weight		1.2 kg

Technical description

Swivel fork of deep drawn zinc-coated steel, swivel bearing with double ball race way and sealing (excluded the bolt hole fixing plate) with a total lock brake



Wheel

Dark grey Polypropylene wheel with grey elastic Performa tyre

(65° - 70° Shore A) with two deep groove ball bearings