

Swivel castor with wheel locking brake:







287b 00G125x KS03

On request

RHOMBUS 



## Technical data

|               |  |          |
|---------------|--|----------|
| Diameter      |   | 125 mm   |
| Tread width   |   | 2x20 mm  |
| Height        |   | 135 mm   |
| Offset        |   | 50 mm    |
| Stem size     |   | 11x30 mm |
| Load capacity |  | 80 kg    |

## Technical description

housing and wheel made of polyamide (PA)

attachments zinc-plated

hard running surface (for soft floors)

## Wheel

polyamide black

plain bearing