












Swivel castor with total brake mounted behind:

BHPF 1251 5100



Technical data

| | | |
|-------------------------|---|------------------|
| Diameter |  | 125 mm |
| Wheel width |  | 40 mm |
| Hub length |  | 48 mm |
| Height |  | 155 mm |
| Wheel axle diameter |  | 10 mm |
| Top plate dimensions |  | 115 x 80 mm |
| Top plate hole diameter |  | 9 mm |
| Dist. between holes |  | 96/90 x 60/56 mm |
| Brake swivel radius |  | 99.3 mm |
| Load capacity |  | 150 kg |
| Weight |  | 1 kg |

Technical description

Swivel fork of deep drawn zinc-coated and yellow passivated sheet steel swivel bearing with double

ball race way with a sealring and total lock brake (green brake pedal)



Wheel

Dark grey Polypropylene wheel with grey rubber tyre

(Performa, Shore A 65 - 70) with one deep groove ball bearing