







Wheel:

W250RU2Q



Technical data

| | | |
|---------------------|---|---------|
| Diameter |  | 250 mm |
| Tread width |  | 75 mm |
| Hub length |  | 76 mm |
| Wheel axle diameter |  | 30 mm |
| Load capacity |  | 1020 kg |
| Weight |  | 5 kg |



Wheel

Wheels with black rubber tyres, molded to cast iron centers under heat and pressure to give tough, durable bond and have the ability to withstand reasonable rough service conditions. Operating temperatures from -40°C to + 80°C