







Swivel castor:

287a 00G075x KS02

On request



Technical data

Diameter		75 mm
Tread width		2x13 mm
Height		81 mm
Offset		24 mm
Stem size		11x20 mm
Load capacity		60 kg

Technical description

housing and wheel made of polyamide (PA)

attachments zinc-plated

hard running surface (for soft floors)

Wheel

polyamide black

plain bearing