






Wheel:

W300PT2Q



## Technical data

|                     |   |         |
|---------------------|---|---------|
| Diameter            |  | 300 mm  |
| Tread width         |  | 75 mm   |
| Hub length          |  | 83 mm   |
| Wheel axle diameter |  | 30 mm   |
| Load capacity       |  | 2750 kg |



## Wheel

Wheels with a cast iron centre and Colson Thane 93° Shore A tyre and two deep groove ball bearings