












Swivel castor:

DTPF 1002 5100



## Technical data

Diameter		100 mm
Wheel width		32 mm
Hub length		50 mm
Height		128 mm
Offset		40 mm
Top plate dimensions		105 x 85 mm
Top plate hole diameter		9 mm
Dist. between holes		80/77 x 60 mm
Brake swivel radius		134 mm
Load capacity		150 kg
Weight		1.5 kg

## Technical description

Swivel fork of deep drawn zinc-coated steel

Swivel head with double ball race and sealring

with directional lock



## Wheel

Dark grey Polypropylene wheel with grey rubber tyre

(Performa, Shore A 65 - 70) with one deep groove ball bearing