







Wheel:

WHPC 1603 6553/N=60



## Technical data

Diameter		160 mm
Wheel width		50 mm
Hub length		60 mm
Wheel axle diameter		25 mm
Load capacity		200 kg
Weight		0.96 kg

## Wheel

Dark grey Polypropylene wheel with grey antistatic rubber tyre

(Performa, Shore A 65 - 70) with two steel deep groove ball bearings