






Wheel:

WHSB 3003 61540



## Technical data

Diameter		300 mm
Wheel width		150 mm
Hub length		150 mm
Wheel axle diameter		40 mm
Load capacity		2500 kg



## Wheel

wheels with welded steel core

- vulcanized rubber tyre 76 Shore A