






Wheel:

WHSB 2503 61540



## Technical data

Diameter		250 mm
Wheel width		150 mm
Hub length		150 mm
Wheel axle diameter		40 mm
Load capacity		1750 kg



## Wheel

wheels with welded steel core

- vulcanized rubber tyre 76 Shore A