







Wheel:

WHSU 3003 61030



## Technical data

Diameter		300 mm
Wheel width		100 mm
Hub length		100 mm
Wheel axle diameter		30 mm
Threaded stem size		30 mm
Load capacity		3000 kg



## Wheel

wheels with welded steel core - molded polyurethane tyre (Shore A 90)