






Wheel:

WHSU 2003 61050



## Technical data

Diameter		200 mm
Wheel width		100 mm
Hub length		100 mm
Wheel axle diameter		50 mm
Load capacity		2000 kg

## Wheel

wheels with welded steel core - molded polyurethane tyre (Shore A 90)