









Swivel castor:

JWSU 0753 6075



Technical data

Diameter		75 mm
Wheel width		75 mm
Height		130 mm
Offset		68 mm
Top plate dimensions		135x110 mm
Top plate hole diameter		13 mm
Dist. between holes		105x80 mm
Load capacity		690 kg

Technical description

Heavy duty swivel fork for dual wheels, in extra thick pressed and welded steel. With a tapered roller bearing in the swivel head, black lacquered.



Wheel

heavy-duty polyurethane low height castors