











Fixed castor:

WFP250RU2P



## Technical data

|                         |   |            |
|-------------------------|---|------------|
| Diameter                |    | 250 mm     |
| Wheel width             |    | 75 mm      |
| Hub length              |    | 78 mm      |
| Height                  |    | 314 mm     |
| Offset                  |   | 82 mm      |
| Wheel axle diameter     |  | 25 mm      |
| Top plate dimensions    |  | 170x135 mm |
| Top plate hole diameter |  | 12 mm      |
| Dist. between holes     |  | 140x105 mm |
| Load capacity           |  | 1020 kg    |

## Technical description

heavy steel welded construction

zinc passivated



## Wheel

Wheels with black rubber tyres, molded to cast iron centers under heat and pressure to give tough, durable bond and have the ability to withstand reasonable rough service conditions. Operating temperatures from -40°C to + 80°C