







Swivel castor: JLFL 2005 1000



Technical data

Diameter		200 mm
Height		235 mm
Offset		55 mm
Bolt hole diameter		16 mm
Brake swivel radius		16 mm
Load capacity		300 kg

Technical description

Swivel fork of deep drawn zinc-coated steel

Swivel bearing with double ball race way

and sealing, operating temperatures -40° to +250°C

Wheel

Phenolic wheel with a plain bearing operating temperatures from -40°C to +250°C