









Fixed castor:

FLFL 1603 1000



Technical data

| | | |
|-------------------------|--|------------|
| Diameter |  | 160 mm |
| Height |  | 197 mm |
| Offset |  | 55 mm |
| Top plate dimensions |  | 140x110 mm |
| Top plate hole diameter |  | 11 mm |
| Dist. between holes |  | 105x80 mm |
| Brake swivel radius |  | 16 mm |
| Load capacity |  | 250 kg |

Wheel

Phenolic wheel with a plain bearing operating temperatures from -40°C to +250°C