









Fixed castor:

FLFL 1251 1000



Technical data

Diameter		125 mm
Height		155 mm
Offset		42 mm
Top plate dimensions		115x85 mm
Top plate hole diameter		8,5 mm
Dist. between holes		80x60 mm
Brake swivel radius		12 mm
Load capacity		170 kg

Wheel

Phenolic wheel with a plain bearing operating temperatures from -40°C to +250°C