









Swivel castor:

JTPF 2003 6443 SP



Technical data

| | | |
|-------------------------|--|------------------|
| Diameter |  | 200 mm |
| Wheel width |  | 50 mm |
| Height |  | 263 mm |
| Offset |  | 73 mm |
| Top plate dimensions |  | 150x115 mm |
| Top plate hole diameter |  | 13 mm |
| Dist. between holes |  | 120/105x80/60 mm |
| Load capacity |  | 250 kg |

Technical description

Swivel fork of deep drawn zinc-coated steel Swivel bearing with double ball raceways and sealing an extra sturdy

plate (4 mm) and fork legs (3.5 mm) for even higher load capacity

Wheel

Dark grey Polypropylene wheel with grey elastic Performa tyre

(65° - 70° Shore A) with two deep groove ball bearings