






# Swivel castor: JPCO 1255 5000



## Technical data

Diameter		125 mm
Wheel width		35 mm
Height		156 mm
Offset		41 mm
Bolt hole diameter		12 mm
Brake swivel radius		138 mm
Load capacity		150 kg

## Technical description

Swivel fork of deep drawn zinc-coated steel

Swivel bearing with double ball raceways and sealring

with total lock brake and an extra sturdy plate (4 mm) and fork legs (3.5 mm)

for even higher load capacity

## Wheel

Composite wheel polypropylene with red noise-reducing thermoplastic rubber infill with one deep groove ball bearing