






Swivel castor with wheel locking brake:

363b68K125vZLD\_B

On request



## Technical data

Diameter		125 mm
Height		150 mm
Offset		43 mm
Bolt hole diameter		12,2 mm
Load capacity		80 kg

## Technical description

sheet steel metal housing

swivel bearing with double ball race

zinc passivated

also available with bolt hole LC (10,2 mm)

on inquiry also available with threaded (ZGI) and flat pin (ZCS)

