









Swivel castor with total brake mounted behind:

**BPPE 1607 5000**



## Technical data

Diameter		160 mm
Hub length		64 mm
Height		195 mm
Offset		53 mm
Wheel axle diameter		12 mm
Bolt hole diameter		12 mm
Load capacity		200 kg
Weight		2 kg

## Technical description

Swivel fork of deep drawn zinc-coated steel, swivel bearing with double ball race way and sealring (excluded the bolt hole fixing plate) with a total lock brake



## Wheel

Dark grey Polypropylene wheel with grey rubber tyre

(Ecoforma, Shore A 65 - 70)