









Swivel castor: JPPU 2007 2000



Technical data

| | | |
|---------------------|---|--------|
| Diameter |  | 200 mm |
| Hub length |  | 60 mm |
| Height |  | 235 mm |
| Offset |  | 53 mm |
| Wheel axle diameter |  | 20 mm |
| Threaded stem size |  | 45 mm |
| Load capacity |  | 350 kg |
| Weight |  | 2.4 kg |

Technical description

Swivel fork of deep drawn zinc-coated steel,
swivel bearing with double ball race way
and sealing (excluded the bolt hole fixing plate)



Wheel

Polyamide wheel with polyurethane tyre
(Shore A 96) and roller bearing