








Swivel castor: JPPB 1607 2000



Technical data

| | | |
|---------------------|--|--------|
| Diameter |  | 160 mm |
| Hub length |  | 60 mm |
| Height |  | 195 mm |
| Offset |  | 53 mm |
| Wheel axle diameter |  | 20 mm |
| Threaded stem size |  | 50 mm |
| Load capacity |  | 220 kg |
| Weight |  | 2 kg |

Technical description

Swivel fork of deep drawn zinc-coated steel,
swivel bearing with double ball race way
and sealing (excluded the bolt hole fixing plate)



Wheel

Polyamide wheel with blue rubber tyre
(Shore A 70) with roller bearing