









## Swivel castor:

### JPPG 2007 1000



## Technical data

|                     |                                                                                            |
|---------------------|--------------------------------------------------------------------------------------------|
| Diameter            |  200 mm |
| Hub length          |  60 mm  |
| Height              |  235 mm |
| Offset              |  53 mm  |
| Wheel axle diameter |  20 mm  |
| Threaded stem size  |  50 mm  |
| Load capacity       |  200 kg |
| Weight              |  2.8 kg |

## Technical description

Swivel fork of deep drawn zinc-coated steel, swivel bearing with double ball race way and sealring (excluded the bolt hole fixing plate)



## Wheel

Polypropylene wheel with grey rubber tyre (Shore A 85) and plain bearing