






Swivel castor with central total brake:

391q 29K100r Z985



## Technical data

Diameter		100 mm
Tread width		30 mm
Height		139 mm
Offset		42 mm
Load capacity		100 kg

## Technical description

sheet steel metal housing

zinc passivated

precision ball bearing in swivel head

protected from dust and water ingress by plastic sealing ring

integrated selection mechanism with total locking brake "q"

and directional locking brake "r"

selection mechanism continually greased

device to permit adjustment of the braking effect

(without removing the castor or wheel)

also available with other wheel variants



## Wheel

thermoplastic elastomer tyre (TPE) iron grey RAL 7011 (Shore A 80)

plastic wheel centre and thread guard silver grey RAL7001

precision ball bearing

Contact discoloration on unsealed grounds possible!>>