







Wheel:

WTPB 1252 2000



Technical data

Diameter		125 mm
Wheel width		40 mm
Hub length		50 mm
Wheel axle diameter		15 mm
Load capacity		180 kg
Weight		0.4 kg

Wheel

Polyamide wheel with blue rubber tyre

(Shore A 70) with roller bearing