







Wheel:

WPSM 1252 2000



Technical data

Diameter		125 mm
Wheel width		37.5 mm
Hub length		45 mm
Wheel axle diameter		15 mm
Load capacity		120 kg
Weight		0.6 kg

Wheel

Pressed sheetsteel wheel with black rubber tyre
(Shore A 85) and roller bearing