







Wheel:

WPPU 2003 2001



## Technical data

Diameter		200 mm
Wheel width		45 mm
Hub length		60 mm
Wheel axle diameter		20 mm
Load capacity		220 kg
Weight		1.1 kg

## Wheel

Polyamide wheel with polyurethane tyre  
(Shore A 96) and roller bearing