







Wheel:

WPPU 0802 5080



## Technical data

Diameter		80 mm
Wheel width		35 mm
Hub length		42 mm
Wheel axle diameter		8 mm
Load capacity		175 kg
Weight		0.2 kg



## Wheel

Polyamide wheel with polyurethane tyre

(Shore A 96) with one deep groove ball bearing