







Wheel:

WPPP 1002 2000



Technical data

Diameter		100 mm
Wheel width		36 mm
Hub length		40 mm
Wheel axle diameter		12 mm
Load capacity		125 kg
Weight		0.1 kg

Wheel

White Polypropylene wheel

with roller bearing