







Wheel:

WPPN 1002 2001



Technical data

| | | |
|---------------------|---|--------|
| Diameter |  | 100 mm |
| Wheel width |  | 36 mm |
| Hub length |  | 40 mm |
| Wheel axle diameter |  | 12 mm |
| Load capacity |  | 250 kg |
| Weight |  | 0.2 kg |



Wheel

Polyamide wheel with roller bearing