







Wheel:

WPPN 1002 2000



## Technical data

Diameter		100 mm
Wheel width		36 mm
Hub length		40 mm
Wheel axle diameter		12 mm
Load capacity		250 kg
Weight		0.2 kg

## Wheel

Polyamide wheel with roller bearing