







Wheel:

WPPN 1002 1001



Technical data

Diameter		100 mm
Wheel width		35 mm
Hub length		40 mm
Wheel axle diameter		12 mm
Load capacity		250 kg
Weight		0.2 kg

Wheel

Polyamide wheel with plain bearing