







**Wheel:**

**WPPM 1603 2000**



## Technical data

Diameter	 160 mm
Wheel width	 40 mm
Hub length	 60 mm
Wheel axle diameter	 20 mm
Load capacity	 150 kg
Weight	 0.9 kg



## Wheel

Polypropylene wheel with black rubber tyre (Shore A 85) and roller bearing